



Tim's 10-Minute Fireworks Show

Spirit of '76 Fireworks - AT107B

Pg 1 Show diagram

Pg 6 Contents list & instructions

Pg 7 Site layout, setup, & safety tips

START HERE

12 IN

Cobalt Bomb



Atom Bomb

43 IN

One Bad Piggy



One Bad Piggy

14 IN

Hydrogen Bomb



Neutron Bomb

23 IN

Open Fire



Open Fire

35 IN

Super Stunt



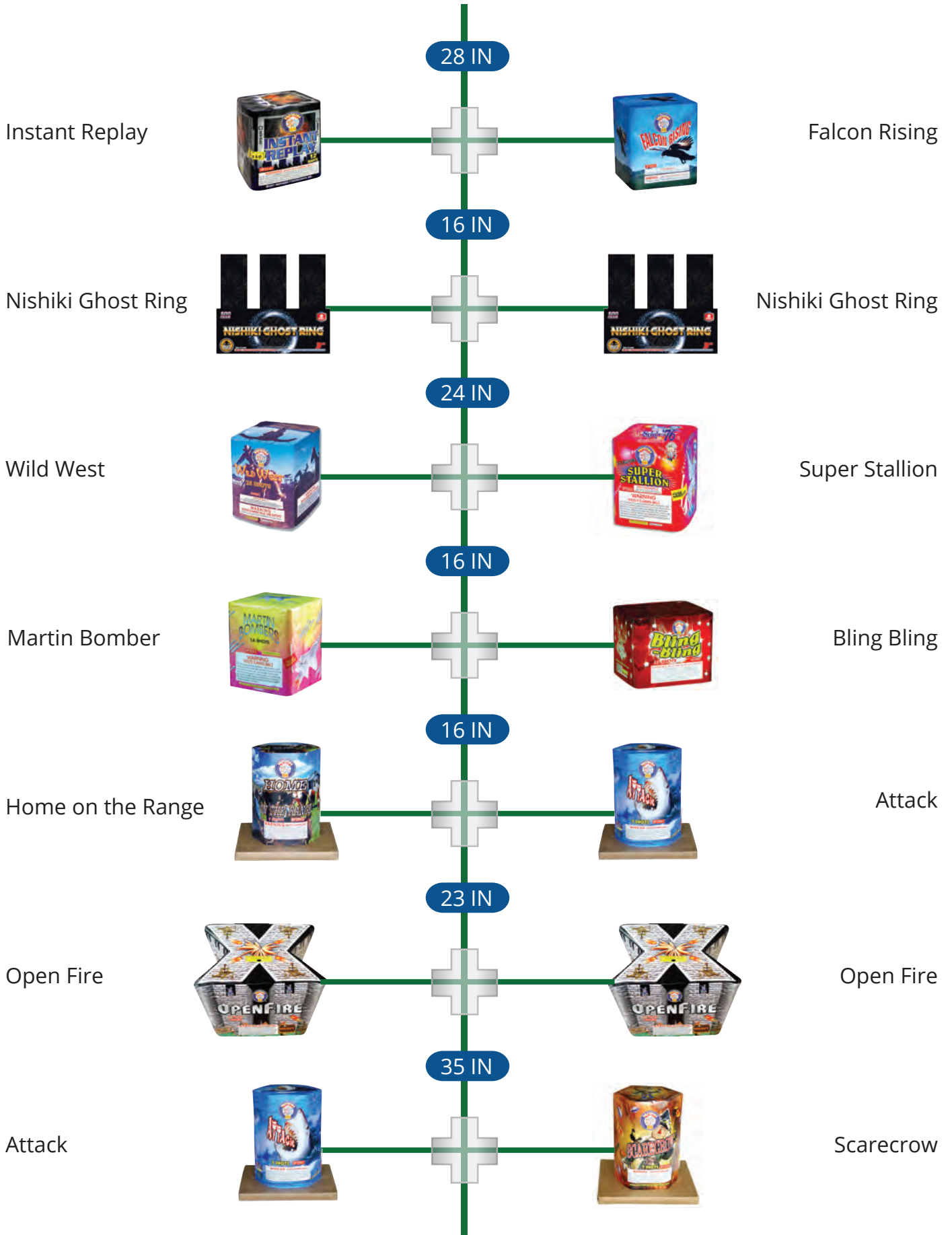
Super Stunt

26 IN

Washington



Lincoln



Airboss



23 IN



Airboss

Evil Enemy



26 IN



Magnificent Festival

Jefferson



16 IN



Roosevelt

Scarecrow



28 IN



Home on the Range

Magic Carpet



28 IN



The Red White and Blue Salute

Super Stunt



16 IN



Super Stunt

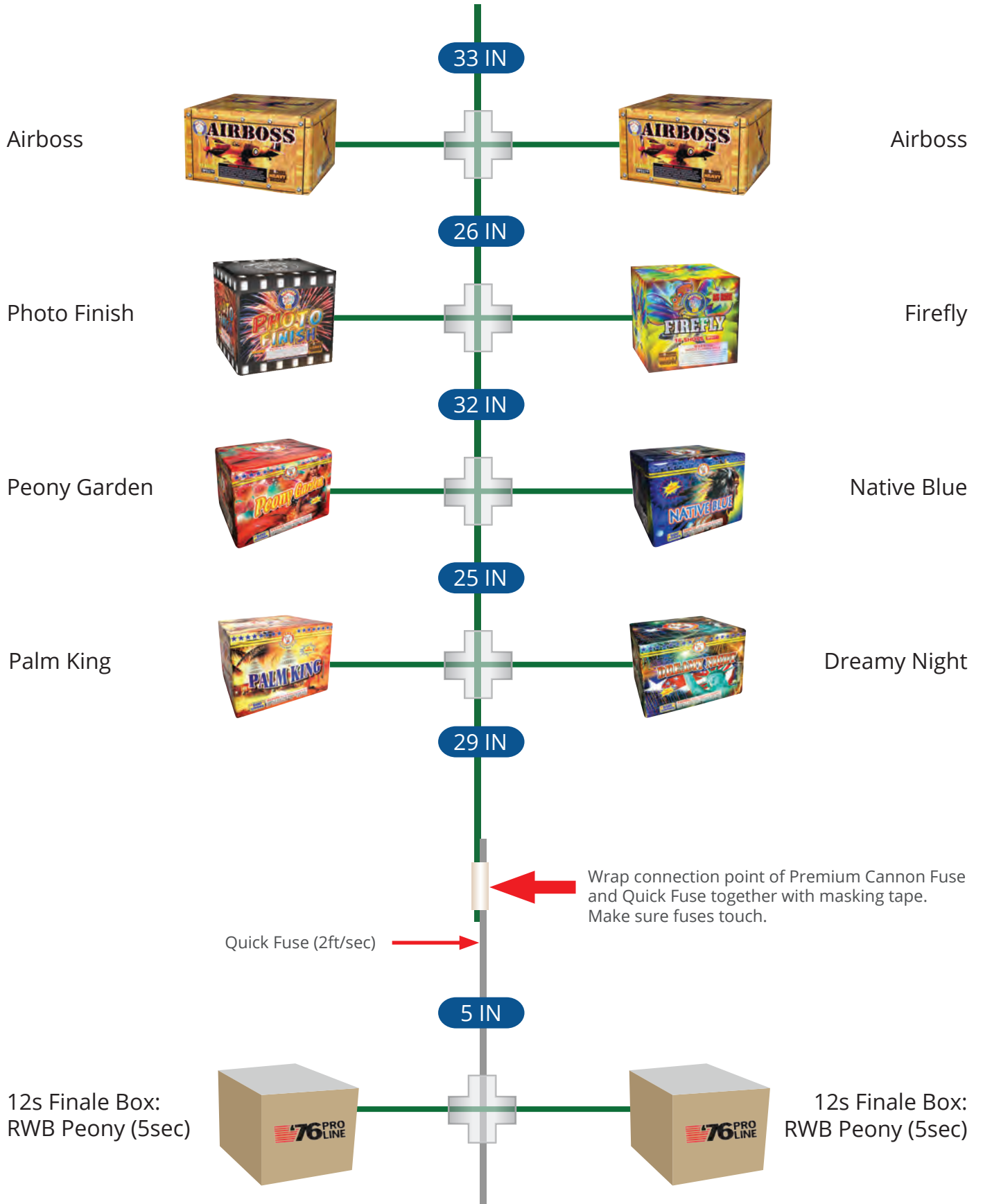
Uncle Sam's Answer

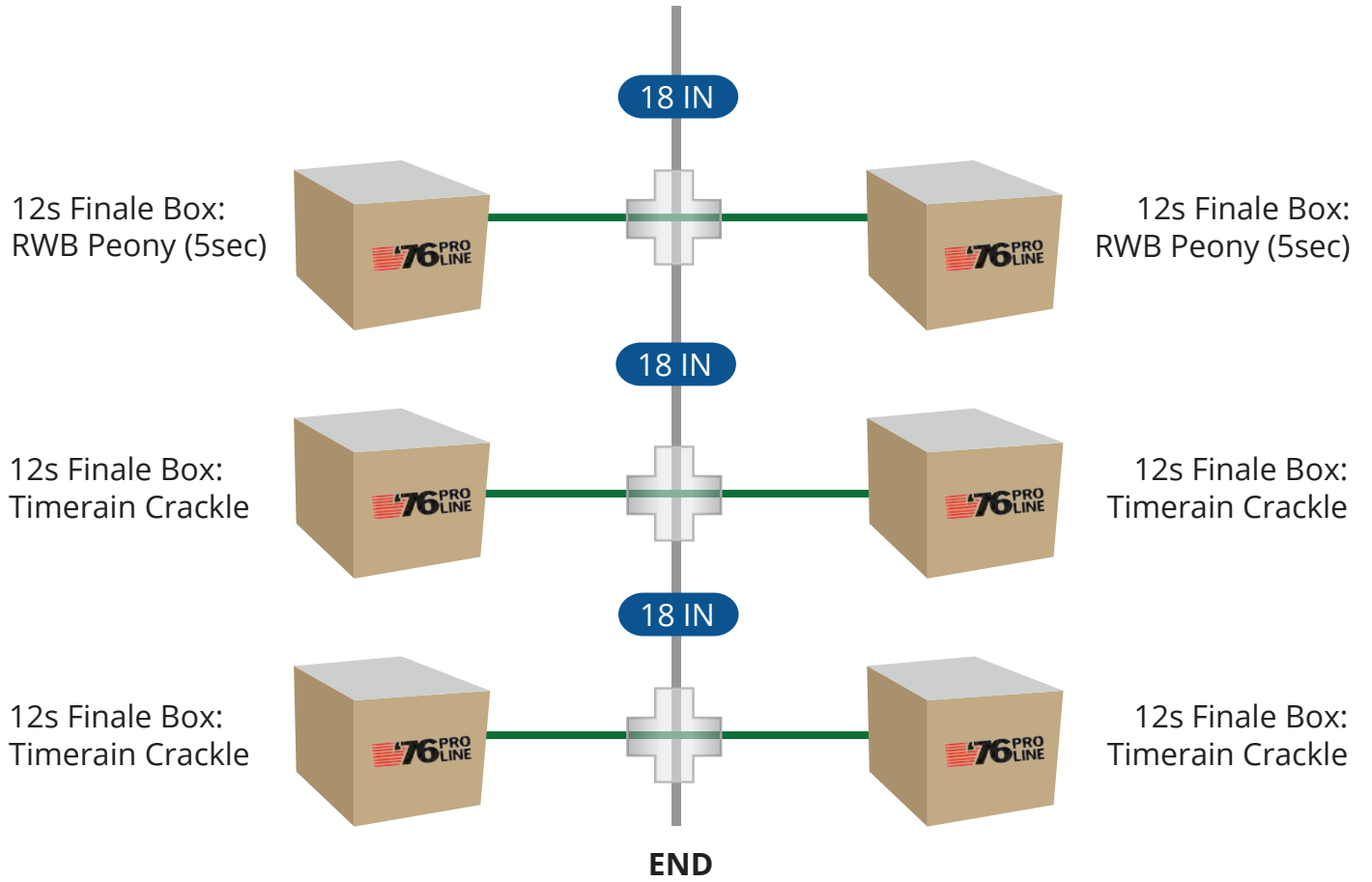


26 IN



Crack of Dawn





Contents

GM100 Da Big Bomb Box

- Cobalt Bomb - 36 Shots
- Atom Bomb - 36 Shots
- Hydrogen Bomb - 36 Shots
- Neutron Bomb - 36 Shots

GM106 Mt Rushmore

- Washington - 9 Shots
- Lincoln - 9 Shots
- Jefferson - 9 Shots
- Roosevelt - 9 Shots

MS366 Super Mafia Brothers

- Instant Replay - 12 shots
- Falcon Rising - 16 shots
- Wild West - 25 shots
- Super Stallion - 16 shots
- Martin Bombers - 16 shots
- Bling Bling - 36 shots
- Evil Enemy - 36 shots
- Magnificent Festival - 25 shots
- Magic Carpet - 25 shots
- The Red White and Blue Salute - 24 shots

GM383 76 Select Series

- Palm King - 12 Shots
- Peony Garden - 12 Shots
- Native Blue - 12 Shots
- Dreamy Night - 12 Shots

GM620 Sweet 16s

- Uncle Sam's Answer - 16 Shots
- Photo Finish - 16 Shots
- Crack of Dawn - 16 Shots
- Firefly - 16 Shots

MX103 Three Kings

- Attack - 7 Shots
- Home on the Range - 7 Shots
- Scarecrow - 7 Shots

GM404 12s Finale Box: RWB Peony (5 sec)

GM424 12s Finale Box: Timerain Crackling (Instant)

GM102 One Bad Piggy - 30 shots

GM131B Openfire - 33 shots

GM214 Airboss - 37 shots

GM311 Super Stunt - 12 shots

TM108 Nishiki Ghost Ring - 9 shots

Fuse ConneX - single pack (x7)

Fast Cake Fuse (3mm) 12 to 15 sec/ft - 1 roll (x3)

Quick Fuse (3mm) .5 sec/ft - 1 roll

Supplies Needed

- Cutting device (knife or scissors)
- Tape measure
- Marker (or similar to mark fuse)
- Masking tape
- Duct tape

Instructions

1. Mark fuse according to diagram (pg 1-4) at set intervals using tape measure & marker.
2. Lay fireworks out according to diagram on flat level surface. Keep fireworks at least 200 feet away from spectators.
3. Connect fireworks to main fuse using provided Fuse ConneX.
4. Light main fuse & enjoy the show!!!
5. After shooting - allow fireworks 20 minutes to cool off before approaching.
6. After shooting - allow fireworks to cool off overnight or soak in water before disposing.

Site Layout Tips

- Keep spectators a safe distance away. 200' or more is recommended.
- Consider wind direction & do not position spectators downwind from fireworks.
- Never shoot fireworks in or around dry grass, dry fields, structures, overhead obstructions, or possible fire hazards.
- Insure fire extinguishers, water buckets, or water hose is on hand.
- Make sure fireworks are legal in your area before using them

Setup Tips

- To better secure fireworks from tipping over: Insure cakes are placed on flat level ground. Use masking tape and wood stakes or rebar to help secure the fireworks from tipping over.
- For advanced setup & better stability: Fireworks can be prepared on plywood sheets. Rip 4x8 foot plywood sheets in half to make 2x8 foot sheets. After lining fireworks up with main fuse markings - glue cakes in place using construction adhesive.
- For waterproof layout: Cover entire setup in 4 to 6 mil plastic sheeting (found in painting section of hardware store). If threat of rain has subsided, remove plastic before showtime. If rain is possible, leave plastic in place and shoot thru plastic.
- Fore Less Debris: Remove paper from the top of each cake.
- For fire protection: Always insure you have a water bucket, fire extinguisher, or water hose nearby. Do not shoot fireworks near dry grass, fields, forests, structures, or other combustible material.
- Zip Ties or duct tape can be used as an alternative to FuseConnex

Safety Tips

- Fireworks are for outdoor use only.
- Use fireworks only under adult supervision
- Never allow children to play with or ignite fireworks
- Always keep a working garden hose, bucket of water, or fire extinguisher handy.
- Always wear safety glasses when igniting fireworks
- Fireworks and alcohol do not mix
- Always keep spectators a safe distance from fireworks
- Never place any part of your body over fireworks
- Keep pets safe and cared for while shooting fireworks
- Always insure fireworks secured from tipping over.
- Place fireworks on solid, stable, flat ground.

Instructional Videos

How to use Fuse ConneX:
76fireworks.com/fuseconnex
or scan code:



How to set up a 5- or 10-min show:
76fireworks.com/showhowto
or scan code:

